


Illustrator: Creating Drawing Elements for Animated Graphic

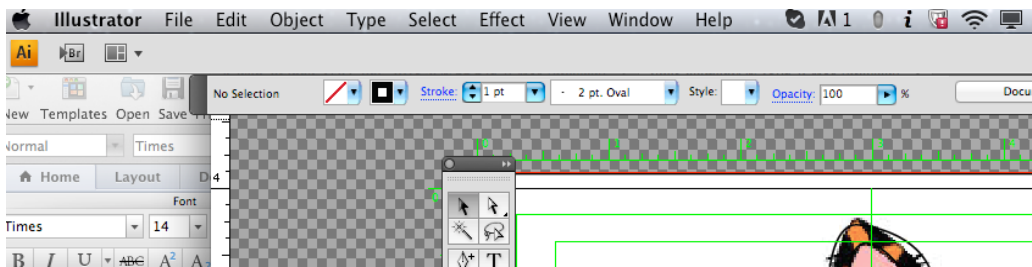
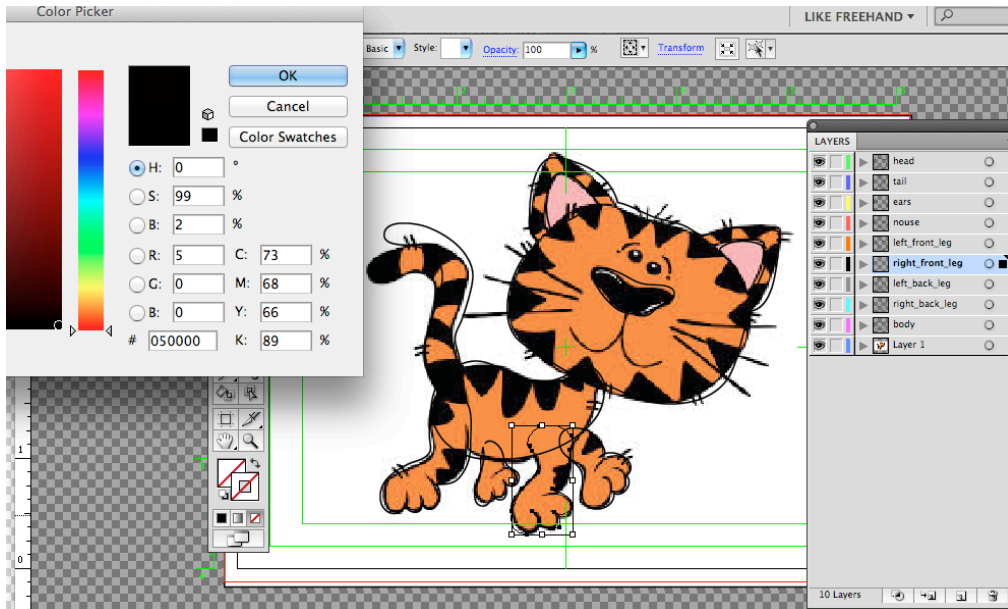
You can draw the object from scratch in Illustrator or place the object into Illustrator and create crispy vector elements for your animated graphics. The advantage to design using Illustrator is that this type of software creates high quality artwork that can be used for different purposes and production output such as printing and web/other devices production.

Tutorial:

Place the object into Illustrator document. **File-Place (choose the object)-Place**

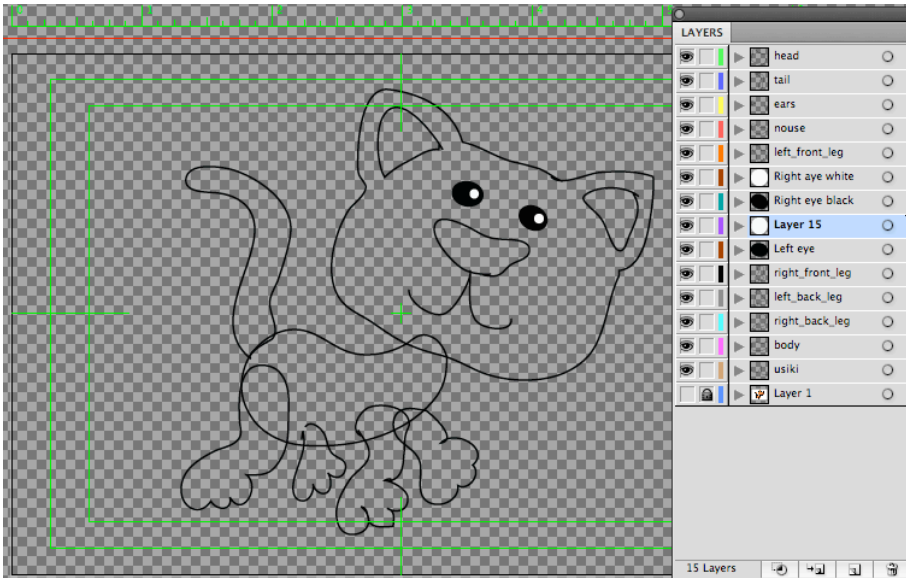


Depending on what you are trying to accomplish, you can easily trace the entire shape of the object as a single line by using **Pencil Tool** or trace each element of the object separately. Drawing each element separately will help to create more variable movement for your future animated character. The more elements (for example, head, legs, body, and eyes) you create separately, the more interesting your animation will be.

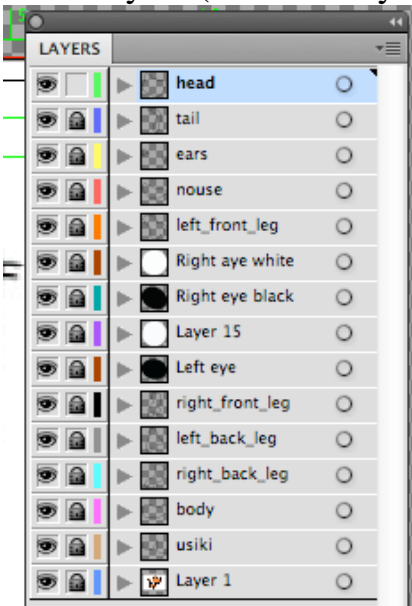


You need to deactivate the Color Fill in Color Pallet and choose Black Fill for the Stroke. I would recommend giving a name for each layer and place each element on a separate layer; this will help you to keep your artwork more organized especially when you are working with multiple layers.


Every time you work on a new layer, view, remember to switch the Pencil Tool to Selection Tool and then back to Pencil Tool. It will help you to have better control on each layer and prevent the layer palette from switching accidentally to isolated mode. (There is tutorial that explains the concept of the isolated mode.)



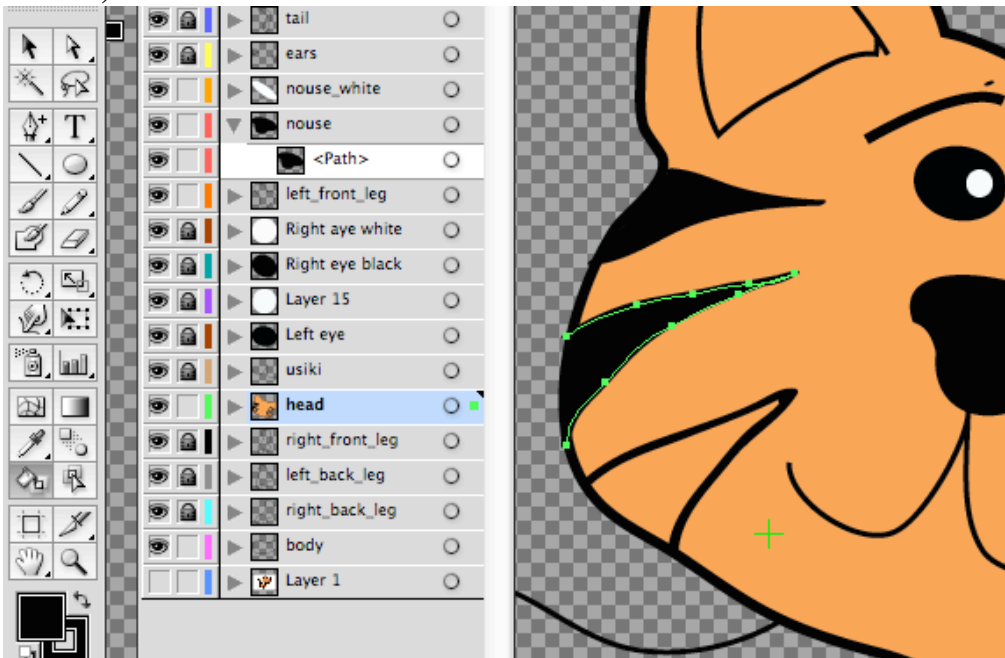
When you are working on a specific layer, always remember to lock the rest of the layers (click on Layer Pallet on the locker icon to lock the layer)



You can change the color of the Filler or Stroke for each part of the object (because they are separated).



Draw with the **Pencil Tool** then select the area with **Selection Tool** (Black Arrow) and Fill with the **Basket Tool**.



There are so many things to discover. Ask your teacher to help you if you need help.

Have fun!